

Declaration of Incorporation

Belt Conveyor B Series



.....
Belt conveyor

PD5304 Safety of machinery
BSEN953 General requirements for guards
BSENISO 12100 Basic concepts
ESENISO 13857 Safety distances
BSEN349 Minimum Gaps
BSEN60204 Electrical equipment

Declaration

The machinery covered in this certificate must not be put into service until the whole equipment and process it is incorporated within has been declared in conformity with the provisions of the safety council of European directives relating to safety of machinery.

Signed Date:

Being the responsible person appointed by Amek

Amek Ltd: 15C Bergen Way, Hull, HU70YQ

T: 01482 838605 F: 01482 838705

Support: sales@amek.co.uk

Website support: www.beltconveyors.co.uk

Product Description

Amek universal belt conveyors are manufactured from formed steel, folded to make a integral slider bed and side frame in one.

Using a motorized drum drive or a shaft mounted geared motor to give a low maintenance conveyor. (Recommended maintenance schedules available on our website if required.)

Amek supply conveyors flat packed on a pallet, for customer assembly, where the legs have to be mounted, and on conveyors of more than 3 metres the beds will have to be joined together. All electrical components supplied will be loose for customer fitting.

Tracking of belts

The tracking of the belts is carried out using the jacking screws mounted on the pulley shafts, these adjust the position of the end roller as required to track the belt. (Looking at the infeed end of the conveyor) to make the belt go to the left, simple jack out the idler pulley on the right hand side. (Note: do not over tension the belt - for more information please visit our website.

Further information on tracking of belt is available on our website

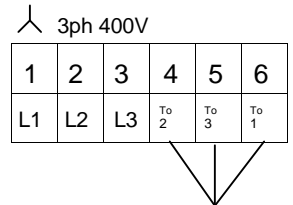
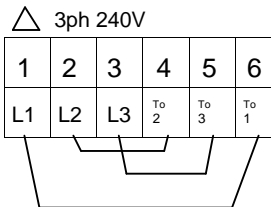
Safety

Amek belt conveyors are only intended to be incorporated into or assembled with other machinery or other partly completed machinery or equipment, thereby forming machinery, process line or system. It is the customers responsibility to carry out a risk assessment and provide staff operating procedures prior to use.

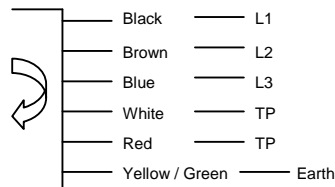


Drum motor wiring

I type drum motor



S type drum motor (3ph Motor)



For further wiring information please visit our website

For support : Quote serial number or customer order number